

HOMEAUDIO

**pulz**<sup>®</sup>



ENSEMBLE SERIES

# ALTO

## SPECIFICATIONS:

<b>Frequency Response</b>	85Hz to 20kHz
<b>Power Rating</b>	100 W continuous
<b>Sensitivity</b>	91dB 1W/1m
<b>Maximum SPL</b>	107dB continuous, 113dB peak @ 1m
<b>Nominal Impedance</b>	8Ω
<b>Crossover</b>	3kHz Passive low loss, air core inductors and MKP capacitors
<b>Transducers</b>	Dual 5" Polypropelene woofer, Kapton ribbon tweeter
<b>Finish</b>	High gloss black piano finish
<b>Connector</b>	Bi-wireable gold plated binding post
<b>Enclosure</b>	MDF closed type
<b>Grill</b>	Acoustically transparent black woven fabric
<b>Dimensions (H X W X D)</b>	230 mm X 388 mm X 175 mm (9" x 15.3" x 6.9")
<b>Net Weight</b>	6.8 kg (15 lb)
<b>Packed Weight</b>	8.3 kg (18 lb)

## FEATURES

- Dual 5" Polypropelene woofer
- Kapton ribbon tweeter
- Wide horizontal dispersion
- Designed to be installed in semi acoustically treated living rooms
- High gloss piano finish
- Close coupling wall mounting arrangement



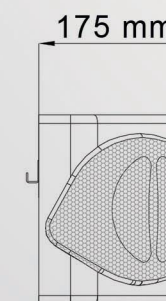
The compact Alto has a 180° dispersion to create homogeneous room reflections, thus increasing the spatial effect without damaging the localization of the source by achieving a linear spatial energy pattern.

The semi-circular cross section allows the Alto to be fixed on the walls creating a virtual unique source without any destructive mirror effect in mid-high frequencies.

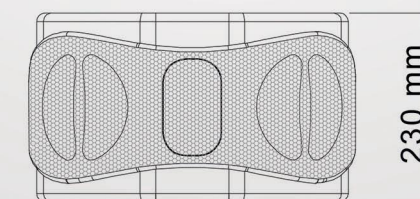
The Alto cabinets are equipped with rear spikes for wall mounting. These rear spikes create a cross-coupling with the wall.

The ultra-light ribbons used in the tweeters are capable of very high acceleration and extended high frequency response.

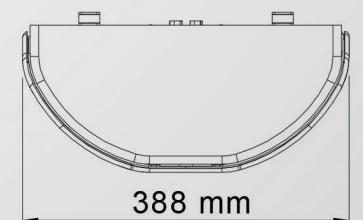
The Alto comes in a very high gloss piano finish which blends elegantly with most living room interiors.



SIDE VIEW



FRONT VIEW



TOP VIEW

# SB600A



## FEATURES

- 10" (250 mm) subwoofer
- Compact size
- Downward firing
- Can be coupled by a similar passive system
- Low pass filter, polarity switch and parametric notch filter
- Sensitivity selection switch for Pro and Consumer

The Pulz Contrabass SB600 is the result of extensive research in very low frequency (VLF) reproduction in enclosed spaces. This system consists of a long throw 10" woofer powered by a 600 Watts Class D amplifier. The compact size of the subwoofer makes it suitable for use in small venues and retail outlets. The Class D amplifier is powerful enough to drive another SB600P passive slave subwoofer. The two channels of professional balanced XLR inputs can be switched for sensitivity between consumer and pro standards. A continuously variable control is provided to make precision level settings convenient.

The user selectable 24dB variable low pass filter is tunable from 50Hz to 200Hz. Assisted with the polarity switch, the Pulz Contrabass SB600 can be matched to any satellite system or surround sound system with ease.

Even though the Pulz Contrabass SB600 is an exceptionally flat subwoofer system, down to 30Hz, the real life frequency response will be dominated by the room itself. Corrections in this regard are mandatory. A professional grade single band parametric notch filter has been provided to alleviate this problem. This feature is accessible to qualified installers.

The Ensemble series comes in a very high gloss piano finish which blends elegantly with most living room interiors.

## SPECIFICATIONS:

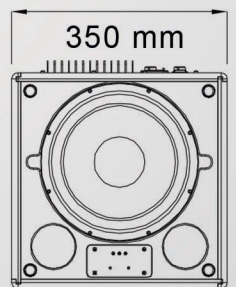
<b>Frequency Response</b>	35Hz to 250Hz
<b>Power Rating</b>	180W continuous
<b>Maximum SPL</b>	110dB continuous, 116dB peak @ 1m
<b>Transducers</b>	10" (250 mm) long excursion subwoofer
<b>Grill</b>	Acoustically transparent perforated steel
<b>Finish</b>	High gloss black piano finish
<b>Connector</b>	2 X Female XLR; 2 X Male XLR for parallel line level out; 1 X Speakon connector for driving slave subwoofer
<b>Enclosure</b>	15 mm MDF bass reflex enclosure
<b>Dimensions (H X W X D)</b>	550 mm X 350 mm X 350 mm (21.65" X 13.78" X 13.78")
<b>Net Weight</b>	19 kg (42 lb)
<b>Packed Weight</b>	21 kg (46 lb)



SIDE VIEW



FRONT VIEW



TOP VIEW

# SB600P



## FEATURES

- 10" (250 mm) subwoofer
- Compact size
- Downward firing
- Long throw woofer
- Can be coupled by a similar powered system

The Ensemble series speakers are specially designed and engineered for domestic installations in semi reverberant rooms, like most living rooms.

The Pulz Contrabass SB600 is the result of extensive research in very low frequency (VLF) reproduction in enclosed spaces. This system consists of a long throw 10" woofer primarily designed to act as a slave for the SB600A, powered by a 600 Watts Class D amplifier of the SB600A. The compact size of the subwoofer makes it suitable for use in small venues and retail outlets.

Even though the Pulz Contrabass SB600-P is an exceptionally flat subwoofer system, down to 30Hz, the real life frequency response will be dominated by the room itself. Corrections in this regard are mandatory.


The SB600A and P combination allows strategic placement of multiple units which allows the sweet spot to be widened. The Ensemble series comes in a very high gloss piano finish or a natural wood finish which blends elegantly with most living room interiors.

## SPECIFICATIONS:

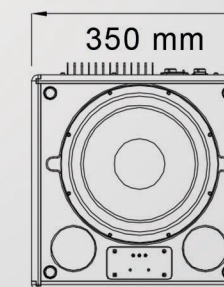
Frequency Response	35Hz to 250Hz
Power Rating	180W continuous
Maximum SPL	110dB continuous, 116dB peak @ 1m
Transducers	10" (250 mm) long excursion subwoofer
Grill	Acoustically transparent perforated steel
Finish	High gloss black piano finish
Connector	1 X Speakon
Enclosure	15 mm MDF bass reflex enclosure
Dimensions (H X W X D)	550 mm X 350 mm X 350 mm (21.65" X 13.78" X 13.78")
Net Weight	18.5 kg (41 lb)
Packed Weight	19 kg (42 lb)



SIDE VIEW



FRONT VIEW



TOP VIEW

sound matters



**Pulz Electronics Ltd.**

Kailashpati, 2nd Floor,  
Plot 10A, Veera Desai Road,  
Andheri (W), Mumbai 400 053, India  
Tel: +91 22 2673 2593

[www.pulz.co.in](http://www.pulz.co.in)

Pulz reserves the right to make changes in specifications without prior notice.